

## Single Phase BS Credit Meter with Isolation Switch

# 5258

### Technical data



The Focus 5258 is a whole current static electricity meter capable of measuring kWh in single and two rate variants.

Date: 13/11/08  
Document Number IB056  
5258 Technical Specification

## 5258 Technical Specifications

### General

#### Voltage

Nominal Voltage  $U_n$  220-240V

Voltage Range 80-115% $U_n$

Voltage Withstand 415V Continuous

#### Frequency

Nominal Frequency 50Hz

Frequency Variation +/- 2%

### IEC-specific data

#### Current

Base Current

Direct Connection  $I_b$  10, 15, 20A

Current Max

$I_{max}$  100A

#### Measurement Accuracy

Max Measuring Range 40mA up to 100A

Measuring Accuracy IEC 62053-21 Class 1 or 2

#### Measurement Behaviour

Starting Current

IEC Class 1 0.4% of  $I_b$   
Class 2 0.5% of  $I_b$

Max Measuring Range 40mA up to 100A

### Approvals

Quality Manufactured to ISO 9001:1994

OFGEM Approval Number 1006

Certified Life 20 years

### General

#### Operating Behaviour

Voltage Interruptions (Power Down)

Blocking of inputs and outputs Immediate

Standby Operation for 0.15s

Data Storage after 0.15s

Switch Off after approx 0.15s

Voltage Restoration (Power Up)

Function Standby (depending on duration of failure) <5s

Detection of energy direction and phase voltage <5s

Power Supply Quality

The meter complies with EN63052-11 Section 7.1.1 Voltage range and 7.1.2 Voltage dips and short interruptions

#### Power Consumption

Voltage Circuit <25VA

Current Circuit <4VA

#### Environmental Influences

Temperature Test IEC 62053-21

Temperature Range

Operation -10°C to +45°C

Power Measurement Range -25°C to +55°C

Storage -25°C to +70°C

This complies with EN 62052-11:2003 section 6.1

Temperature Coefficient

Range From -10°C to +45°C

Typical mean value  $\pm 0.015\%$  per K

$\cos\varphi = 1$  (from 0.1  $I_b$  to  $I_{max}$ )  $\pm 0.05\%$  per K

$\cos\varphi = 0.5$  (from 0.2  $I_b$  to  $I_{max}$ )  $\pm 0.07\%$  per K

Impermeability to IEC 60529 IP51

Shock Test BS EN60068-2-27

#### Electromagnetic Compatibility

Electrostatic Discharges to IEC 610000-4-2


Contact Discharges 8kV

Air Discharges 15kV

Electromagnetic RF Fields to IEC 610000-4-3

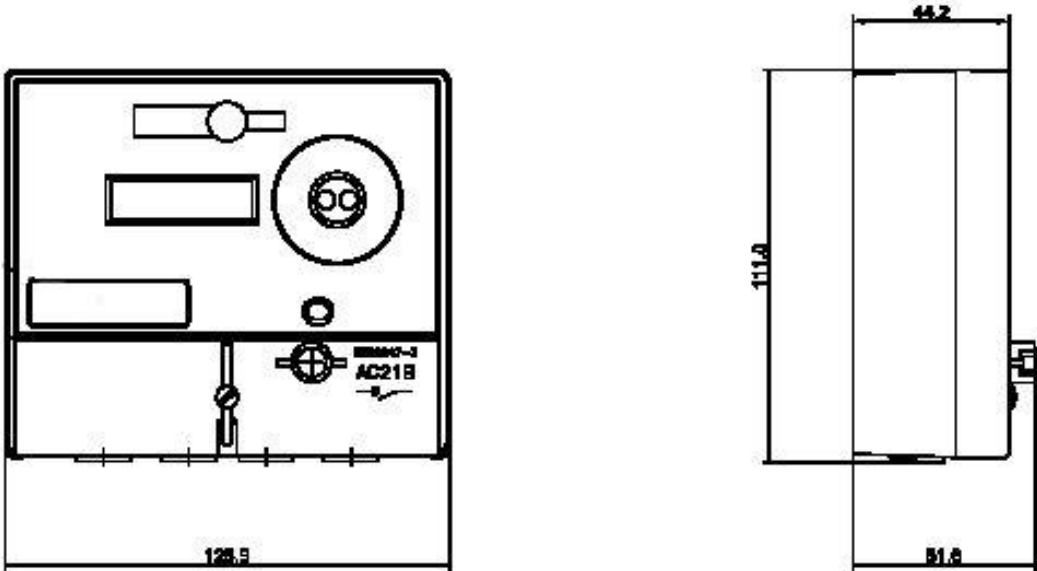
80 MHz to 2 GHz at least 10V/m

Radio Interference suppression to IEC/CISPR 22

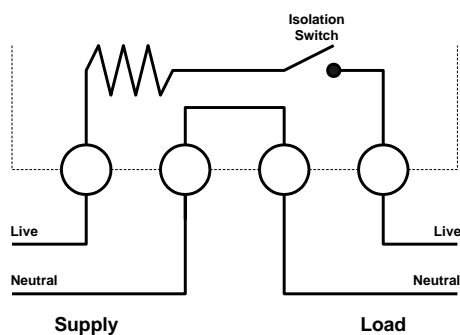
	Class B
Fast Transient Burst Test	to IEC 610000-4-4
With basic current Ib:	
For current and voltage circuits	4kV
For auxiliary circuits >40V	4kV
With open current circuit	
for voltage and current circuits	4kV
Fast Transient Surge Test	to IEC 610000-4-5
Impulse Voltage	4kV
Impedance of source	2Ω
Rise/Decay time of impulse voltage	1.2μs/50μs
Rise/Decay time of impulse voltage	8μs/50μs
<b>Insulation Strength</b>	
Insulation Strength	4.4kV at 50Hz for 80 seconds
Impulse Voltage Strength	to IEC62052-11
Impulse Voltage	6kV
Impedance of source	500Ω
Rise/Decay time of impulse voltage	1.2μs/50μs
Protection Class II to IEC626050-131	 2
<b>Display</b>	
<b>Characteristics</b>	
Type	7 character, 7 segment LCD
Digit size	8x3.5mm

Number of Digits	6 significant numbers 2dp
<b>Communication interfaces</b>	
<b>Optical Interface</b>	
Type	serial, bi-directional interface
Protocol	IEC 62056-21
<b>Case Material</b>	
Base, Top Cover and Terminal Cover	
Flame retardant and UV stabilised polycarbonate	
<b>Weight and Dimensions</b>	
<b>Weight</b>	
Standard	390g
<b>Dimensions</b>	
Width	126mm
Height	111mm
Depth	46mm
<b>DIN Mount (Mount Holes Centre To Centre)</b>	
Width	
Height	
<b>Terminal Details</b>	
Arrangement	BS5685
Size	8.3mm diameter
<b>Connections</b>	
<b>Standard Layout and Dimensions</b>	

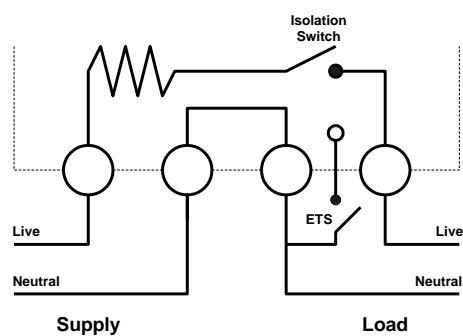
Dimensions



## Terminal Connection Diagrams



Wiring Diagram for the 5258K



Wiring Diagram for the 5258M-N

All rights reserved. Subject to change without notice.

### Landis+Gyr

1 Lysander Drive,  
Northfields Industrial Estate,  
Market Deeping,  
Peterborough  
PE6 8FB  
[www.landisgyr.com](http://www.landisgyr.com)

Landis+Gyr  
manage energy better